


Chip Inductors - MPC20000 Series



- ESA qualified and as per Mil Spec M83446/10
- Excellent Q values even at high frequencies
- Very high self-resonant frequencies (SFRs)
- With or without tab terminations
- Terminations with tin-lead coating or gold plating
- Inductance variation:
 - 60 PPM/°C max from 0.01 to 1μH; 80 PPM/°C max from 1.2 to 10μH
 - 150 PPM/°C max from 12 to 100μH; 300 PPM/°C max from 120 to 1000μH
- Frequency range 1MHz to 1GHz
- Operating temperature range -55 to +125°C
- Weight: 0.15 gram • RoHS versions upon request

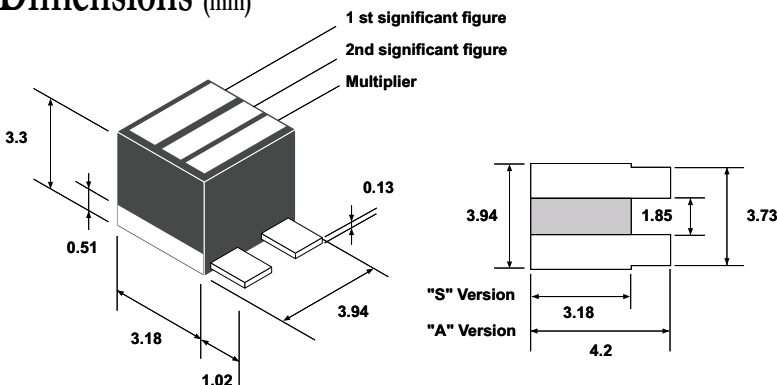
Electrical Data (25°C)

ID Code	Inductance* μH	Q Min	Test Freq. MHz	SFR Min. MHz	DCR Max. Ω	DC Current mA max
MPC20 000 010	0.010	60	150	2000	0.04	1000
MPC20 000 012	0.012	70	150	1800	0.04	1000
MPC20 000 015	0.015	75	150	1500	0.04	1000
MPC20 000 018	0.018	75	150	1500	0.04	1000
MPC20 000 022	0.022	60	100	1300	0.05	1000
MPC20 000 027	0.027	60	100	1300	0.05	1000
MPC20 000 033	0.033	60	100	1000	0.05	1000
MPC20 000 039	0.039	60	100	1000	0.06	900
MPC20 000 047	0.047	65	100	800	0.06	900
MPC20 000 056	0.056	65	100	760	0.06	900
MPC20 000 068	0.068	65	100	700	0.07	840
MPC20 000 082	0.082	65	100	650	0.07	840
MPC20 000 100	0.100	65	50	570	0.07	840
MPC20 000 120	0.120	65	50	520	0.07	840
MPC20 000 150	0.150	75	50	400	0.08	790
MPC20 000 180	0.180	75	50	360	0.08	790
MPC20 000 220	0.220	70	50	320	0.08	790
MPC20 000 270	0.270	70	50	270	0.10	700
MPC20 000 330	0.330	70	50	240	0.10	700
MPC20 000 390	0.390	70	50	220	0.10	700
MPC20 000 470	0.470	70	25	190	0.14	590
MPC20 000 560	0.560	70	25	170	0.19	510
MPC20 000 680	0.680	70	25	160	0.26	430
MPC20 000 820	0.820	75	25	150	0.30	400
MPC20 001 000	1.00	75	25	130	0.34	380
MPC20 001 200	1.20	65	7.9	120	0.45	330
MPC20 001 500	1.50	65	7.9	110	0.57	290
MPC20 001 800	1.80	65	7.9	100	0.72	260
MPC20 002 200	2.20	65	7.9	80	0.9	230
MPC20 002 700	2.70	65	7.9	60	1.1	210
MPC20 003 300	3.30	60	7.9	50	1.2	200

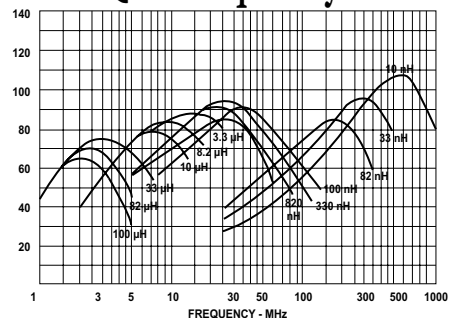
ID Code	Inductance* μH	Q Min	Test Freq. MHz	SFR Min. MHz	DCR Max. Ω	DC Current mA max
MPC20 003 900	3.90	60	7.9	45	1.4	180
MPC20 004 700	4.70	60	7.9	42	1.6	170
MPC20 005 600	5.60	65	7.9	40	1.8	160
MPC20 006 800	6.80	65	7.9	37	2.4	140
MPC20 008 200	8.20	65	7.9	34	3.0	130
MPC20 010 000	10.0	65	7.9	29	3.5	120
MPC20 012 000	12.0	60	2.5	27	3.6	118
MPC20 015 000	15.0	60	2.5	22	3.7	115
MPC20 018 000	18.0	60	2.5	17	3.8	114
MPC20 022 000	22.0	60	2.5	16	3.9	113
MPC20 027 000	27.0	65	2.5	15	4.0	110
MPC20 033 000	33.0	65	2.5	14	5.0	100
MPC20 039 000	39.0	65	2.5	13	7.0	84
MPC20 047 000	47.0	70	2.5	12	8.0	79
MPC20 056 000	56.0	70	2.5	11	10.0	70
MPC20 068 000	68.0	65	2.5	10	11.0	67
MPC20 082 000	82.0	60	2.5	9	12.0	64
MPC20 100 000	100.0	60	2.5	8	13.0	62
MPC20 120 000	120.0	40	0.79	7	14.0	59
MPC20 150 000	150.0	40	0.79	6	16.0	56
MPC20 180 000	180.0	40	0.79	5	18.0	52
MPC20 220 000	220.0	40	0.79	4	24.0	45
MPC20 270 000	270.0	40	0.79	3.3	25.0	44
MPC20 330 000	330.0	40	0.79	3.1	29.0	41
MPC20 390 000	390.0	40	0.79	2.9	32.0	39
MPC20 470 000	470.0	35	0.79	2.4	35.0	37
MPC20 560 000	560.0	35	0.79	2.1	45.0	33
MPC20 680 000	680.0	35	0.79	1.9	55.0	30
MPC20 820 000	820.0	30	0.79	1.8	70.0	26
MPC20 1000 000	1000.0	30	0.79	1.7	80.0	25

* Inductance tolerance: ± 10 %. Closer tolerances and other inductance values and S parameters on request.

Dimensions (mm)



Q vs frequency



Packaging (mm): Tray: 49 pieces